



Hallmark Doors
& Panels Ltd



Over 30 Years
British Manufacturing

COMPOSITE DOOR BROCHURE



Hallmark Doors & Panels Ltd
Valletta House, Valletta Street, Hull, HU9 5NP
01482 781 111 | enquiries@hallmarkpanels.com
www.hallmarkpanels.com

Bespoke to you

Create your dream door

Composite Door Styles

5

Slab Options

175

Door Designs

1000s

Colour Options



FLUSH




Pigeon Blue

TRADITIONAL



Chartwell Green

COUNTRY




Pastel Yellow

COTTAGE



Pastel Blue

URBAN



Anthracite Grey

Frame Style

Chamfered

Sculptured



Choose from either a Halo Chamfered (System 10) or Sculptured (Rustique) frame profile to complement existing windows & doors. Available in 72mm or 56mm reinforced with steel as standard.

You can colour match the composite door frames both internally & externally or choose from 1500+ RAL colours.



stand out
from the
crowd

Paint Mixed
In-House


Colour Bonded
In-House

2000+
Colour Options

Uniformed
Coverage

Explore our extensive range of bespoke colour options and make your home stand out from the crowd.

Standard Colour Range



*all colours incur surcharge excluding white - imagery for demonstration purposes only

Premium **Pro** colour range



*all colours incur surcharge excluding white - imagery for demonstration purposes only

More reasons to choose a Hallmark door

Hallmark doors are made from the the UK's market leading GRP composite door slab. Our doors look great and can save you money on your heating bills compared to other doors in the market.



Unparalleled Security

Thanks to its rigid polymer subframe, high density CFC-free polyurethane foam core, high impact resistant GRP skin and high quality multi-point locks. The door leaf and glazing system are major components when part of a door set and have a proven ability to achieve PAS24:2016, industry's enhanced security standard, a prerequisite in attaining certification to Secured by Design a police initiative to protect against unlawful intrusion.



Exceptional Durability

High impact resistant glass reinforced polyester (GRP) skin. Selected Hallmark products come with a 10 year peace of mind guarantee.



Thermal Efficiency

Tests prove a Hallmark GRP Composite Door is -

- 19%** More thermally efficient than a 48mm solid timber core composite door.
- 17%** More thermally efficient than a 44mm traditional timber panelled door.



Stunning Aesthetics

The woodgrain finish was developed from oak tree grain, creating a beautifully authentic appearance. Unlike lesser doors, you'll find the same woodgrain effect and moulding design on the slim glazing cassette too, giving a seamless, elegant finish and impressive kerb appeal.



Superb Sound Insulation

Weighted noise reduction of 31 decibels. It means you can be sure your new door will keep outside noise to a minimum, helping to make your home the haven you want it to be.



Excellent Weatherproofing

Water resistant polymer composite rails that protect its core. Your door will keep the weather at bay and stay looking good for longer.



Low Maintenance

Everything about a Hallmark GRP composite door is designed to be easy to maintain, including our insulated glass units. Simply clean with warm, soapy water.

48mm Solid Timber Core Composite Door

44mm Timber Panelled Door

Hallmark 44mm Elite Composite Door



Traditional Composite Doors



Esprit
Solid



Camarque
Solid



Impala
Solid



Esprit 2



Arnage 2



Aprilla 2



Camarque 2



Camarque 4



Hebden



Tuscan 1



Tuscan 1
Geo Bar



Tuscan 3



Tuscan 3
Geo Bar



Snipe 1



Snipe 1
Geo Bar



Impala 1



Mulsanne 1



Mulsanne 1
Geo Bar

THE TUSCAN

B Indicates Backing Glass Options Available

D Double Glazed Design

T Triple Glazed Design

S Shown as sandblasted design

Tuscan 3 Abstract

T



Black Tuscan 3 door with triple glazed Abstract glass, chrome Heritage pull lock, matching door knob, letterplate and silver mill drip bar.

Tuscan 1 Sandblasted Ice Edge (clear border)

D S



Peacock Blue RAL 5020 Tuscan 1 with Sweet polished chrome handles & Sweet Square letterplate. Sandblasted ice edge clear border. *also known as RAL 5020 Ocean Blue.


D B S



Whitton Victoria

Pewter coloured resin came detailing.


D B



Blue Diamond

Also available in Red, Black or Green


D B S



Murano

Green, Blue, Red & Black fused tiles

T B



Danthorpe Cross

Clear Bevels & Pelerine backing glass

D



Pusan

Etch effect glass with clear bevels

T B



Diamond Leaf

Zinc cameing with clear diamond bevels

T



Pectolite

Crystal resin bevels & stipple texture glass

T



Camerton

Clear Bevels & Pelerine backing glass

D B S



Sandblasted Ellie

Sandblasted glass design

T



Abstract

Glue chip bevels & Spectrum glass

THE ESPRIT

B Indicates Backing Glass Options Available

D Double Glazed Design

T Triple Glazed Design

S Shown as sandblasted design

Danthorpe Cross


T S



Green Esprit 2 with Danthorpe Cross glass, gold handles, urn knocker, letterplate and matching gold drip bar.

Winstead

D B



Blue Esprit 2 door with Winstead glass, chrome Heritage pull lock, matching letterplate and silver mill drip bar.


Available in Red, Blue, Grey or Green

Celestine **B D S**



Red Esprit 2 door with Celestine glass, chrome handles, matching letterplate and red drip bar.

T B



Seaton

Clear Bevels & Pelerine backing glass


D B S



Murano

Available in Red, Blue, Green, Black


D B S



Timor

Available in Clear, Blue, Green, Grey

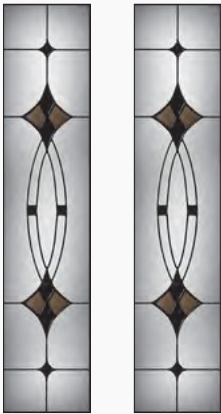
T



Ellerby

Crystal resin bevel glass design.

T S



Laptev Black

Also available in Green, Blue & Red

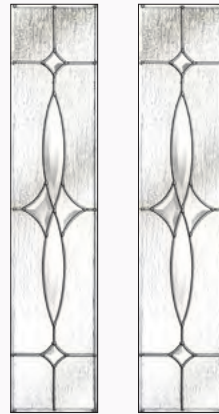
D



Pusan

Sandblasted and glass bevel design


T S



Scotia

Polished lead cameing & clear bevel glass


D B S



Onyx

Clear bevel with black film & lead design


T B



Hatfield

Clear Bevels & Pelerine backing glass

D



Barite

Clear Bevel glass design


D B S



Whitton Victoria

Pewter coloured resin came detailing

T



Diamond Cut

Etched effect glass design

*Door Glass Only Available

THE CAMARQUE

B Indicates Backing Glass Options Available

D Double Glazed Design

T Triple Glazed Design

S Shown as sandblasted design

Reflections

D B



Green Camarque 4 door with Reflections glass and chrome handles, letterplate, urn knocker and silver mill drip bar.

Matisse

T



Anthracite grey (RAL 7016) Camarque 2 door with Matisse glass, chrome Heritage pull lock and letterplate, stainless steel door knob and silver mill drip bar.

Solid



Black Camarque solid door with chrome Heritage pull lock, letterplate, door knocker and numerals, stainless steel door knob and silver mill drip bar.

T

Clarity

Obscure glass & polished zinc cameing

D B S

Whitton Victoria

Pewter coloured resin came detailing

T

Abstract

Multi-faceted jewels & glue chip glass

B

Hatfield

Clear Bevels & Pelerine backing glass

D B S

Palopo

Red, Blue, Black or Green

D B S

Timor

Available in Clear, Grey, Green & Blue

D B

Reflections

Sandblasted glass & clear bevel design

T B

Danthorpe Cross

Polished zinc cameing & bevel design with Pelerine backing

D B S

Green Diamonds

Also available in Red, Blue or Black

T

Prairie

Obscure glass and bevel design

D B

Scotia

Available in clear

D B

Murano Red

Red, Blue, Black or Green

THE MULSANNE, ESCALA & ROCKFORD

B Indicates Backing Glass Options Available

D Double Glazed Design

T Triple Glazed Design

S Shown as sandblasted design

Mulsanne 1

S D



Telegrau 4 RAL 7047 Mulsanne 1 door with Sweet polished chrome handles. Sandblasted ice edge clear border.

Cottage Escala 1

T




Cream cottage Escala 1 door with chrome handles & diamond cut glass.

Rockford 1

S D




Slate grey RAL 7015 Rockford 1 door with Sweet black handles & sandblasted glass.



Pusan

Sandblasted glass & clear bevel design



Kupang

Available in Black, Red, Blue & Green



Climbing Rose

Traditional pewter lead rose design



Danthorpe Cross

Polished zinc cameing & bevel design with Pelerine backing



Rialto

Sandblasted & Pelerine glass design



Veneto

Sandblasted & Pelerine glass design




Winestead

Available in Red, Blue, Grey & Green




Prairie

Polished zinc cameing & glue chip design




Ebony

Crystal bevel cluster & obscure glass design



Celestine

Classic, clear bevel glass tile design



Palopo

Available in Black, Red, Blue & Green


* decorative glazing designs available in Mulsanne & Escala only

THE APRILLA & ARNAGE

- B** Indicates Backing Glass Options Available
- D** Double Glazed Design
- T** Triple Glazed Design
- S** Shown as sandblasted design

Whitton Victoria

B D S



Red Aprilla door with Whitton Victoria glass, chrome Heritage pull lock, letterplate and silver mill drip bar.


Barite

D B S



Arnage door with Barite glass chrome handles, letterplate.

T B



Seaton

Clear Bevels & Pelerine backing glass

D B S



Murano Blue

Also available in Red, Green & Black


D B S



Whitton Victoria

Pewter coloured resin came detailing

T B S



Laptev Red

Also available in Green, Blue & Black

T



Pectolite

Crystal resin bevels & stipple texture glass

D B S



Barite

Lead coming with quartz crystal bevels

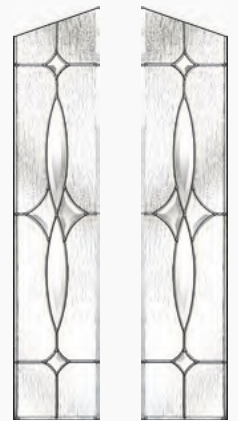
D B



Jet

Lead coming with black film & bevel glass

T



Scotia

Polished lead coming & clear bevel glass


D B S



Celestine

Classic, clear bevel glass tile design

T B



Hatfield

Clear Bevels & Pelerine backing glass

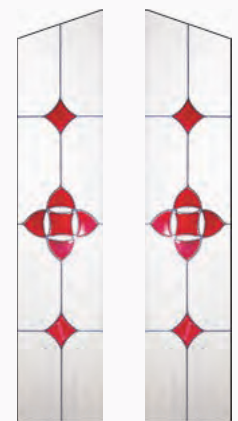
D B



Diamond Lead

Classic diamond lead design

D B S



Palopo Red

Also available in Green, Blue & Black

THE SNIPE

B Indicates Backing Glass Options Available

D Double Glazed Design

T Triple Glazed Design

S Shown as sandblasted design

Pectolite

T



Blue Snipe door with Pectolite glass, chrome handles, letterplate and silver mill drip bar.

Rialto

T B



Anthracite grey RAL 7016 Snipe 1 door with Rialto glass, Sweet rose gold handles and Sweet rose gold square letterplate.

D B S



Whitton Victoria

Pewter coloured resin came detailing

T B



Rialto

Sandblasted & Pelerine glass design


T B



Veneto

Sandblasted & Pelerine glass design

D



Pusan

Sandblasted glass & clear bevel design

T B S



Laptev Green

Also available in Red, Blue & Black

D B



Kupang Black

Also available in Red, Blue & Green

D B



Climbing Rose

Traditional pewter lead rose design

T



Ebony

Crystal bevel cluster & obscure glass design

T



Pectolite

Crystal resin bevels & stipple texture glass

D B S



Celestine

Classic, clear bevel glass tile design

D B



Pyrope

Lead coming with red film & bevel glass

D B



Joanna

Classic, clear bevel & sandblasted glass

THE HEBDEN

B Indicates Backing Glass Options Available

D Double Glazed Design

T Triple Glazed Design

S Shown as sandblasted design

Edwardian

T



T




Edwardian

T



Monza

T



Kara Brass

T



Palma

Anthracite grey Hebden with edwardian glass & heritage pull lock

*not available in woodgrain

** available in clear, sandblasted & obscure backing

H

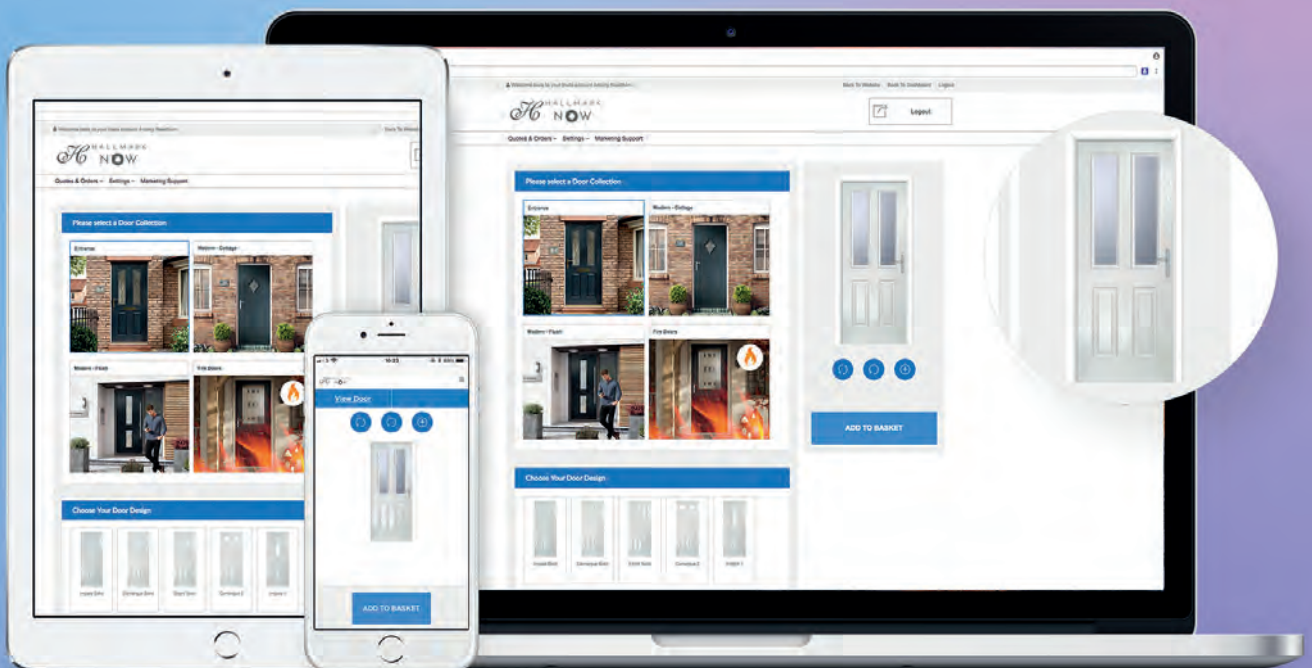
HALLMARK

NOW

DESIGN YOUR OWN DOOR



Scan me



EASIER. FASTER. NOW

WWW.HALLMARKPANELS.COM

Modern Composite Doors



Flush

Cottage

Urban

Country



Cambridge 3

Debonaire 2

Seville 2

Firenze 3

Sunbeam 5



Catalina 1

Tortolla 1

Hansa 3

Uracco 1

Jowett 2



Chimaera 1

Chimaera 3

Sonett 3

Shelby 1

Doretti 4

Belize 2



Aruba 1


Aruba 3

Aruba 4

Belize 4

Alfetta 2

ALFETTA 2



COTTAGE



FLUSH



Green



Black



Blue



Red Murano

Colour Change Options



Door featured is a RAL 5014 pigeon blue Alfetta 2 with blue Murano glass, chrome handles & letterplate.




Reflections **T**



Elegance **T**



Coral Blue **T**



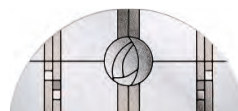
Sandblasted Ellie **D B**



California **D**



Tuscan **D**




Caledonian Rose **D**

D Double Glazed

T Triple Glazed


B Backing Glass Choice Available




COTTAGE




FLUSH



COUNTRY



URBAN



Black



Blue



Green

Laptev Colour
Change Options



ARUBA 1

Door featured is a Cottage Grooved Standard White Aruba 1 with Red Laptev Glass, Heritage Lock, Silver Drip Bar, 550 Inline Stainless Steel Handle and Matching Letterplate.



Prairie (T)



Matisse (T)



SB Ellie (D) (B)


(D) Double Glazed

(T) Triple Glazed

(B) Backing Glass Choice Available

More Glazing Designs Available Online

ARUBA 3



COTTAGE



FLUSH



COUNTRY



URBAN



Diamond Cut Glass Etch Effect with Polished Zinc Came.



Black

Door featured is a Standard Blue Aruba 3 with Diamond Cut Glass, Silver Drip Bar, Heritage Lock, 550 Inline Stainless Steel Handle and chrome letterplate.



Elegance Hammered Glass with 5mm Glue Chip Bevels and Polished Zinc Came.



Red



Polar Blue



Green


Polar Bonded Coloured Glass Tiles or Clear Bevelled Pieces positioned on a sleek Etched Effect Glass.



(D) Double Glazed

(T) Triple Glazed


(B) Backing Glass Choice Available



COTTAGE



FLUSH



COUNTRY



URBAN



Elderton stipple textured with crackle resin bevels that create prism light effects in your door glass and entrance.

(D)



ARUBA 4

Door featured is a Granite Grey (RAL 7026) Aruba 4 with Elderton Glass, Granite Grey Drip Bar, 1100 Off-Set Stainless Steel Bar Handle and chrome Letterplate.



Scotia Brass (T)



Scotia Blue (T)



Scotia Green (T)



Scotia Red (T)


*all Scotia designs lead & film

(D) Double Glazed

(T) Triple Glazed

More Glazing Designs Available Online

BELIZE 2



COTTAGE



FLUSH

Door featured is a Squirrel Grey (RAL 7000) Belize 2 with Reflections Glass, Squirrel Grey Drip Bar, 550 Off-Set Stainless Steel Bar Handle and matching Letterplate..




Sandblasted Ellie (D) (B)



Matrix (T)




Diamond Cut (T)




COTTAGE



FLUSH




Perugia Bevel (D) (B)



BELIZE 4

Door featured is a Telegrey 4 (RAL 7047) Belize 4 with Sandblasted Perugia Glass with Yellow/Orange Bevels, Telegrey Drip Bar, 550 Off-Set Stainless Steel Bar Handle and matching Letterplate.



Laptev - Black, Blue, Green & Red (T) (B)



Polar (D) (B)



Prairie (T)

(D) Double Glazed

(T) Triple Glazed

(B) Backing Glass Choice Available

CAMBRIDGE 3



Red



Black



Green



Blue

Coloured Fusion Tiles, manufactured to compliment your chosen door colour.

(D)

Door featured is a Cottage Grooved Ruby Red (RAL 3003) Cambridge 3 with Red Tahoe Fusion Tile Glass, Silver Drip Bar and Stainless Steel Vee Handle.



Roma (D) (B)



Abstract (T)




Reflections (T)

(D) Double Glazed

(T) Triple Glazed


(B) Backing Glass Choice Available




COTTAGE



FLUSH




COUNTRY



URBAN



T



CATALINA 1

Door featured is a Cottage Grooved Chartwell Catalina 1 with Classic Diamond Glass, Silver Drip Bar and Stainless Steel Knob Handle.




Jet (D)



Palopo (D) (B)



Black



Blue



Green

Palopo
Colour
Options



(D) (B)

(D) Double Glazed

(T) Triple Glazed

(B) Backing Glass Choice Available

CHIMAERA 1



COTTAGE



FLUSH




COUNTRY




URBAN



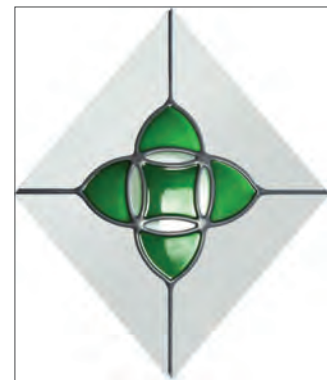
Door featured is an Olive Yellow (RAL 1020) Chimaera 1 with Scotia Green Diamond Glass, Silver Drip Bar and Stainless Steel Bow Handle.



Bullseye (D)



Sandblasted Olivia (D) (B)




Palopo Green Diamond (D) (B)

(D) Double Glazed

(T) Triple Glazed


(B) Backing Glass Choice Available




COTTAGE



FLUSH



COUNTRY



URBAN

(D)




CHIMAERA 3


Door featured is a Cottage Grooved Ochre Brown (RAL 8001) Chimaera 3 with Bullseye Glass, Silver Drip Bar and 720 Inline Stainless Steel Bar Handle.



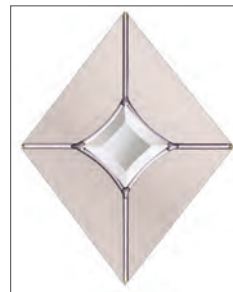
Red Diamond



Green Diamond



Blue Diamond




Clear Diamond

Sandblasted Scotia Colour Options (T)

(D) Double Glazed

(T) Triple Glazed

DEBONAIRE 2




COTTAGE



FLUSH



COUNTRY



URBAN



Contemporary, Multi-textured Prairie Glass with Clear and Chip Bevels and Polished Zinc Came.

(T)

Door featured is a Standard Red Debonaire 2 with Prairie Glass, Red Drip Bar and 1100 Off-Set Stainless Steel Bar Handle.




Classic Diamond (T)



Barite (D) (B)



Jet (D) (B)



Palopo Red (D) (B)



Green



Blue



Black


Palopo glass is available in a number of colour options.

Ask for details.

(D) Double Glazed

(T) Triple Glazed

(B) Backing Glass Choice Available



COTTAGE




FLUSH



Abstract Glass, Multi-faceted Jewels with Glue-Chip Bevels.

T

Please Note:
Depending on overall door sizes, the glazing cassette positions may alter so as to accommodate a letterplate if required.



DORETTI 4

Door featured is a Cottage Grooved Rosewood Doretti 4 with Abstract Glass, Silver Drip Bar and Stainless Steel Bow Handle.



Blue



Green



Black



Polar Red

Bonded Coloured Glass Tiles or Clear Bevelled Pieces on Etched Effect Glass.

D B

Fused Glass Tiles with Polished Zinc Came.

T




Modena

D Double Glazed

T Triple Glazed

B Backing Glass Choice Available

FIRENZA 3




COTTAGE



FLUSH



COUNTRY



URBAN



Green



Red



Blue



Grey

Diamond Colour
Change Options



Door available as flat or grooved (cottage) faced.
Door featured is a Duck Egg Blue Firenza 3 with Grey Diamond Glass,
Silver Drip Bar and 1100 Off-Set Stainless Steel Bar Handle.



Reflections (T)



Abstract (T)




Barite (D) (B)



Roma (D)





COTTAGE



FLUSH



Tahoe Black Tile

(D)



HANSA 3

Door featured is a Light Ivory (RAL 1015) Hansa 3 with Tahoe Glass, Silver Drip Bar and 720 Off-Set Stainless Steel Bar Handle.



Red



Green

Tahoe
Colour
Change
Options


(D) (B)



Blue



Sandblasted
Ellie (D) (B)




Sandblasted
Mia (D) (B)



Sandblasted
Linear (D) (B)

JOWETT 2




COTTAGE




FLUSH



Door available as flat or grooved (cottage) faced.
 Door featured is a Telegrey 4 (RAL 7047) Jowett 2 with Sandblasted Linear Glass,
 Silver Drip Bar, Heritage Lock and 1100 Off-Set Stainless Steel Bar Handle.



Sandblasted Linear D B



Sandblasted Mia D B



Tahoe D B



Red



Green




Black



Blue


Tahoe
 Colour
 Change
 Options




COTTAGE



FLUSH



COUNTRY



URBAN



SEVILLE 2

Door available as flat or grooved (cottage) faced.

Door featured is a Granite Grey (RAL 7026) Seville 2 with Sandblasted Timor Glass, Silver Drip Bar and 1100 Off-Set Stainless Steel Handle and chrome letterplate.



Abstract (T)



Reflections (T)



Barite (D) (B)



Jet (D) (B)


(D) Double Glazed

(T) Triple Glazed

(B) Backing Glass Choice Available

More Glazing Designs Available Online

SHELBY 1



COTTAGE




FLUSH



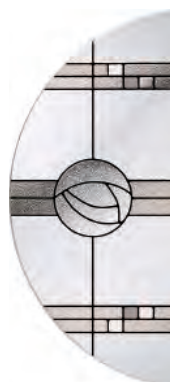
Door featured is a Standard Blue Shelby 1 with Coral Blue Glass, Silver Drip Bar and 1100 Off-Set Stainless Steel Bar Handle and chrome letterplate.



Reflections (T)



Elegance (T)



Caledonian Rose (D)

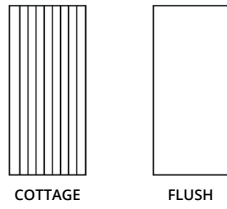


Sandblasted Ellie (D) (B)

(D) Double Glazed

(T) Triple Glazed

(B) Backing Glass Choice Available



(B) (D)



Blue



Red




Green




Black

Polar Tile Colour
Change Options




SONETT 3

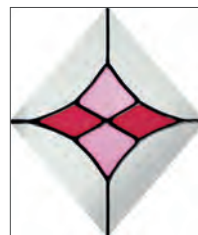
*Door featured is a Standard Green Sonett 3 with Green Polar Tile Glass,
Silver Drip Bar, Stainless Steel Vee Handle and chrome letterplate..*



Bullseye (D)



Sandblasted Olivia (D) (B)



Laptev Red



Laptev Black





Laptev Green



Laptev Blue

(D) (B)

TORTOLA 1



COTTAGE



FLUSH



COUNTRY



URBAN



Sandblasted
Ellie Glass Option

(D) (B)

Door available as flat or grooved (cottage) faced.
Door featured is a Standard Red Tortola 1 with Sandblasted Mia Glass,
Red Drip Bar, Stainless Steel Vee Handle and matching letterplate.



Black



Blue



Green



Red

Polar Colour Glass Tile
Options


(D) (B)



Diamond
Cut (T)



Matrix
(T)



COTTAGE



FLUSH



COUNTRY



URBAN



URACCO 1

Door featured is a Chartwell Green Uracco 1 with Sandblasted Linear Glass, Silver Drip Bar and 1100 Off-Set Stainless Steel Bar Handle and chrome letterplate.




Sandblasted
Linear
D B



Sandblasted
Tahoe Blue
D B



Sandblasted
Ellie
D B



Sandblasted
Mia
D B

Handles










Sweet

-  Rose Gold
-  Polished Gold
-  Stainless Steel
-  Polished Chrome
-  Black



Pioneer

-  Gold
-  Chrome
-  Satin Silver
-  Bright Bronze
-  Stainless Steel
-  White
-  Black




Balmoral

-  Antique Black
-  Bright Bronze
-  Graphite



Kensington

-  Gold
-  Chrome
-  Bright Bronze
-  Graphite
-  Satin Silver
-  White
-  Black



Secured By Design

-  Gold
-  Chrome
-  Satin Silver
-  White





-  Gold
-  Chrome
-  Bright Bronze
-  Graphite
-  Satin Silver
-  White
-  Black



Letterplates

Sweet Rounded




-  Polished Gold
-  Polished Chrome
-  Rose Gold
-  Stainless Steel
-  Black

Sweet Square




Affinity



-  Gold
-  Satin Silver
-  Chrome
-  Stainless Steel
-  Satin Silver
-  White
-  Black

TS008



-  Gold
-  Satin Silver
-  Chrome
-  White

Hinges








Challenger

-  Gold
-  Chrome
-  White







Haven

-  Gold
-  Chrome
-  Graphite
-  White
-  Black

Contemporary Bar Handles



In addition to the traditional lever handles shown opposite, **stainless steel bar handles** are also available and designed to enhance the look of the modern home, creating a stunning, contemporary entrance.



Inline & Offset sizes - 550mm, 720mm, 1100mm, 1400mm, 1600mm, 1800mm



Sweet ULTION  


More reasons to buy a Hallmark door. **Sweet & Ultion.**

Both ends of every Ultion lock feature 20 hardened steel pins and plates each one positioned precisely to protect your lock from a drill attack. When Ultion detects an attack it activates Lockdown Mode.

A hidden firing pin in Ultion's core secures the central cam and stops the intruder being able to open the door.

THRESHOLD Options

As well as the standard, integral frame threshold, there are a number of low threshold options available including low 15mm and 44mm aluminium, low 56mm PVCu frame and MDS Mobility Door Cill options.



44mm Aluminium




56mm PVCu




Mobility MX15



Mobility MDS 70



Mobility MDS 25







Mobility MDS 80

STABLE DOORS


Hallmark composite stable doors are just as at home in a modern property as they are in their traditional country cottage setting. Manufactured from the same core materials as our market leading 44mm Entrance Composite Doors, the stable doors offer the same consistently high level of quality and security that you expect from all Hallmark door products.

Colour Bond Service


In addition to the standard colours shown, for a small surcharge our stable doors are available in any specified RAL colour of choice.




Riley



Morgan



Caterham



Austin



WINKHAUS TRU-LOCK



WINKHAUS TRULOCK multi-point locking systems are fitted to all Elite Composite doors as standard. Superbly engineered, the Trulock mechanism is approved by the 'Secured by Design' Police initiative. Manufactured to meet the requirements of a modern door design, the Trulock delivers enhanced performance using low friction hook thrust plates for a smooth, precise operation.



Sweet Dual Ring Pull

Available in Chrome, Black, Gold and Satin Silver - dual sided as standard.



The **WINKHAUS HERITAGE** multi-point locking system has a slam-shut operation whereby the lock hooks will automatically engage once the door is closed. A key is then required to gain entry from the outside.

The key cylinder is positioned 3/4 of the way up the door - similar to traditional period doors. From the outside the lock is key operated with a ring pull plate and from the inside by a thumbturn (or key) used with an internal handle to aid door opening).

WINKHAUS HERITAGE LOCK



KEYWIND LOCK

Used with the S-Series Bar Handles, the keywind lock has the cylinder positioned at midrail height. The lock is operated from the outside with a keywind operation and from the inside with a keywind or thumbturn operation.



WINKHAUS AV2

As soon as the door is closed, automatic locking takes place with 2 high tensile steel hooks engaging without the need to lift a handle.

The locked door can then be open internally by depressing a handle or operating a thumbturn cylinder. Entrance is gained by use of a key.



WINKHAUS AV3

The autoLock AV3 locking system from Winkhaus is an automatic multi-point locking system with independently acting hooks for claw action and sealing elements for a dynamic contact pressure. Triggered by means of a magnetic release on the frame and the door is secured against undesired entry. This ensures that the door always remains securely locked and remains firmly in its frame even without additional locking. The sturdy hooks, sealing elements and latch can be retracted manually using the locking cylinder or door handle.



Why choose Hallmark?

With over 30 years of British heritage and expertise, Hallmark Panels Ltd is an industry leading manufacturer and supplier of composite doors. You can be sure that when choosing Hallmark, you're acquiring an exquisite and quality product.

With quality comes peace of mind. As a BSI 9001 Registered Company, we guarantee our products with both material and manufacturing warranties.

We are constantly evolving to ensure we meet the latest industry security, safety, and environmental standards so that we can offer you the widest selection of quality doors & panels.

- ✓ Authentic woodgrain based on American Ash
- ✓ Steel reinforced outer-frame (standard)
- ✓ In-house colour bonding
- ✓ In-house glass toughening plant
- ✓ In-house glass shop
- ✓ Enhanced security options
- ✓ Marketing & sales support
- ✓ Nationwide delivery via our fleet
- ✓ Thermally efficient doors
- ✓ Design your own door online
- ✓ Competitive pricing
- ✓ Pay online



Backing Glass
Five levels of privacy on our Pilkington Textured Glass are available, graded from 1 (least obscure) to 5 (most obscure)

- Arctic™ Level 4
- Autumn™ Level 3
- Chantilly™ Level 2
- Charcoal™ Level 4
- Contora™ Level 4
- Cotswold™ Level 5
- Digital™ Level 3
- Everglade™ Level 5
- Flemish™ Level 2
- Florielle™ Level 4
- Mayflower™ Level 4
- Minster™ Level 2
- Oak™ Level 4
- Pereline™ Level 5
- Stippolyte™ Level 4
- Sycamore™ Level 2
- Taffeta™ Level 3

Also available in sandblasted or sandblasted clear border.



Design your own door

Design your dream composite front or back door and make it bespoke to you with a wide range of design, colour, glazing, handle, letterplate & security options.

Already have an installer?

If you have been given this brochure by and installation company then please document the company name in the notes section of the designer.

Need an installer?

If you are yet to find an installer then we can find you one local to your region.

www.hallmarkpanels.com



*available on request

© Hallmark Panels Limited 2021 - Due to the limitations in photographic and printing processes, actual door and glass colours may vary from those illustrated in this brochure and should be used for guidance purposes only. Letterplate positioning is illustrated for guidance only. The actual fitted position is subject to door design, width and height restrictions and constraints. Hallmark Panels reserves the right to change product specification without prior notice.